

CYPP Report 2011 12 Q4

Last Refresh Date:
04/05/2012

Last Modification Date:
03/05/2012

Data Source:
Performance Plus & CS Performance Database

Contact Email:
performanceplus@lincolnshire.gov.uk

Data Protection Statement:

The information contained in this report is confidential and privileged and may contain personal or sensitive data as defined by the Data Protection Act 1998.

You have been given access to this report for use in your job, any form of reproduction, dissemination, copying, disclosure, modification, distribution and / or publication of the information contained within this document is strictly prohibited by law and could lead to a personal criminal prosecution.

Further information on Data Protection is available on GEORGE or at ico.gov.uk

Report Description:

The quarterly report for Exec DMT. Contains all active measures by Assistant Director for the Financial Year 2011/12

Children & Young People's Plan Performance Report - Position as of Quarter 4 2011/12

Andy Breckon

RED DIAMOND

NI102i Achievement gap between pupils eligible for free school meals and their peers (KS2)

CBP CYP

Owner: Elaine Radley

Polarity: Smaller is Better

Unit: %



| | 30/04/11 | 31/05/11 | 30/06/11 | 31/07/11 | 31/08/11 | 30/09/11 | 31/10/11 | 30/11/11 | 31/12/11 | 31/01/12 | 29/02/12 | 31/03/12 |
|---------------|----------|----------|----------|----------|----------|----------|----------|----------|----------|----------|----------|----------|
| Actual | | | | | 26 | | | | | | | |
| Target | | | | | 19 | | | | | | | |
| Symbol | | | | | | | | | | | | |

Latest Comment(s):

Comment Author: Andy Fox - Comment Subject: How we performed in 2011/12 Commentary

Our target was 19%, and we achieved 26%. We did not meet our target.

Comment Author: Andy Fox - Comment Subject: Our Plans for 2012/13 Commentary

Lincolnshire School Improvement Service will continue to work closely with schools and academies to secure improved outcomes for all pupils. This will be achieved through the delivery of support, guidance and challenge to schools through the Professional Advisor for Schools; partnership working with schools converting to Academy status; and encouraging schools to form collaborative partnerships in order to preserve a sustainable future for Primary education throughout the county.

Comment Author: Elaine Radley - Comment Subject: Head of Service Commentary

The free school meal participation continues to increase as schools become better at identifying these pupils. Performance here needs to remain a heavily targeted area.

Children & Young People's Plan Performance Report - Position as of Quarter 4 2011/12

NI102ii Achievement gap between pupils eligible for free school meals and their peers (KS4)

CBP CYP

Owner: Keith Batty

Polarity: Smaller is Better

Unit: %



| | 30/04/11 | 31/05/11 | 30/06/11 | 31/07/11 | 31/08/11 | 30/09/11 | 31/10/11 | 30/11/11 | 31/12/11 | 31/01/12 | 29/02/12 | 31/03/12 |
|---------------|----------|----------|----------|----------|----------|----------|----------|----------|----------|----------|----------|----------|
| Actual | | | | | 32.07 | | | | | | | |
| Target | | | | | 31 | | | | | | | |
| Symbol | | | | | | | | | | | | |

Latest Comment(s):

Comment Author: Andy Fox - Comment Subject: How we performed in 2011/12 Commentary

Our target was 31%, and we achieved 32.07%. We did not meet our target.

Comment Author: Andy Fox - Comment Subject: Our Plans for 2012/13 Commentary

Lincolnshire School Improvement Service will continue to work closely with schools and academies to secure improved outcomes for all pupils. This will be achieved through the delivery of support, guidance and challenge to schools through the Professional Advisor for Schools; partnership working with schools converting to Academy status; and encouraging schools to form collaborative partnerships in order to preserve a sustainable future for Primary education throughout the county.

Children & Young People's Plan Performance Report - Position as of Quarter 4 2011/12

NI117 16 to 18 year olds who are not in education, employment or training (NEET)

CBP CYP

Owner: John O'Connor

Polarity: Smaller is Better

Unit: %



| | 30/04/11 | 31/05/11 | 30/06/11 | 31/07/11 | 31/08/11 | 30/09/11 | 31/10/11 | 30/11/11 | 31/12/11 | 31/01/12 | 29/02/12 | 31/03/12 |
|---------------|----------|----------|----------|----------|----------|----------|----------|----------|----------|----------|----------|----------|
| Actual | | | | | | | | | | | | 4.9 |
| Target | | | | | | | | | | | | 4.7 |
| Symbol | | | | | | | | | | | | |

Latest Comment(s):

Comment Author: Andy Fox - Comment Subject: How we performed in 2011/12 Commentary

Our target was 4.7%, and we achieved 4.9%. We did not meet our target, and this result shows a decrease in performance from last year.

Comment Author: Andy Fox - Comment Subject: Our Plans for 2012/13 Commentary

In 2012-13 resources will be available to commence work on resolving issues around the accuracy of the database, and furthermore from June the Careers Guidance Service will be taking over responsibility for supporting work to reduce the number of those not in education, employment or training and so we can expect to see an improved performance from that point onwards.

Comment Author: Steve Walker - Comment Subject: Head of Service Commentary

Issues around the accuracy of the database have been identified and from 1st June resources will be available to commence work on this task. It may be expected that the actual performance may be higher than that recorded due to the underlying economic conditions and evidence of young people finding it increasingly difficult to secure employment in a very competitive employment market. From June the Careers Guidance Service will be taking over responsibility for supporting NEET and so we can expect to see an improved performance from that point onwards.

Children & Young People's Plan Performance Report - Position as of Quarter 4 2011/12

CS137: Percentage of pupils achieving the English Baccalaureate at KS4

Owner: Keith Batty

Polarity: Bigger is Better

Unit: %

| | 30/04/11 | 31/05/11 | 30/06/11 | 31/07/11 | 31/08/11 | 30/09/11 | 31/10/11 | 30/11/11 | 31/12/11 | 31/01/12 | 29/02/12 | 31/03/12 |
|---------------|----------|----------|----------|----------|---|----------|----------|----------|----------|----------|----------|----------|
| Actual | | | | | 18.6 | | | | | | | |
| Target | | | | | 20 | | | | | | | |
| Symbol | | | | |  | | | | | | | |

Latest Comment(s):

Comment Author: Keith Batty - Comment Subject: Head of Service Commentary

On reflection, the expectation of a very significant improvement in achievement of EBacc from the first publication of outcomes by this measure in January 2011 and the results in August 2011 was unrealistic. There was an improvement of around 1 percentage point but to secure further improvements requires curriculum change with a two year lead time. The first opportunity for changes in the curriculum offer was September 2011 (ie after the summer 2011 results) and the outcome of these changes will not be realised until the results of summer 2013. Moreover, the County Council has invested in the development of the EBacc curriculum with a focus on enthusing young people and the systematic professional development of EBacc subject teachers. This investment took effect in September 2011. The benefit of this investment will not be realised until a whole KS4 cohort has passed through the system ie until the results of summer 2013 and will not be fully realised until the pupils who have benefitted from EBacc support in KS1, 2 and 3 have progressed to the end of KS4.

CS153: % of pupils engaged in the 'Live and Learn Like a Champion' programme

Owner: Paul Snook

Polarity: Bigger is Better

Unit: %

| | 30/04/11 | 31/05/11 | 30/06/11 | 31/07/11 | 31/08/11 | 30/09/11 | 31/10/11 | 30/11/11 | 31/12/11 | 31/01/12 | 29/02/12 | 31/03/12 |
|---------------|----------|----------|----------|----------|----------|----------|----------|----------|----------|----------|----------|---|
| Actual | | | | | | | | | | | | 45.62 |
| Target | | | | | | | | | | | | 62 |
| Symbol | | | | | | | | | | | |  |

No Comments Available

-

Children & Young People's Plan Performance Report - Position as of Quarter 4 2011/12


GREEN PLUS

CS154: % of schools engaged in the 'Live and Learn Like a Champion' programme

Owner: Paul Snook

Polarity: Bigger is Better

Unit: %

| | 30/04/11 | 31/05/11 | 30/06/11 | 31/07/11 | 31/08/11 | 30/09/11 | 31/10/11 | 30/11/11 | 31/12/11 | 31/01/12 | 29/02/12 | 31/03/12 |
|---------------|----------|----------|----------|----------|----------|----------|----------|----------|----------|----------|----------|---|
| Actual | | | | | | | | | | | | 59.94 |
| Target | | | | | | | | | | | | 50 |
| Symbol | | | | | | | | | | | |  |

No Comments Available

-

Children & Young People's Plan Performance Report - Position as of Quarter 4 2011/12

BLUE CIRCLE

NI114 Rate of permanent exclusions from school

Owner: John O'Connor

Polarity: Smaller is Better

Unit: %

CBP



CYPP



| | 30/04/11 | 31/05/11 | 30/06/11 | 31/07/11 | 31/08/11 | 30/09/11 | 31/10/11 | 30/11/11 | 31/12/11 | 31/01/12 | 29/02/12 | 31/03/12 |
|---------------|----------|----------|----------|----------|----------|----------|----------|----------|----------|----------|----------|----------|
| Actual | | | | | 0.11 | | | | | | | |
| Target | | | | | 0.13 | | | | | | | |
| Symbol | | | | | | | | | | | | |

No Comments Available

-

CS118: % 16-19 LDD clients in EET

Owner: Gary Nixon

Polarity: Bigger is Better

Unit: %

| | 30/04/11 | 31/05/11 | 30/06/11 | 31/07/11 | 31/08/11 | 30/09/11 | 31/10/11 | 30/11/11 | 31/12/11 | 31/01/12 | 29/02/12 | 31/03/12 |
|---------------|----------|----------|----------|----------|----------|----------|----------|----------|----------|----------|----------|----------|
| Actual | | | | | | | | | 87 | | | |
| Target | | | | | | | | | 86 | | | |
| Symbol | | | | | | | | | | | | |

Latest Comment(s):

Comment Author: Patrick Heppenstall - Comment Subject: Head of Service Commentary

The target has been met against the national backdrop of a significant increase in 16-19 LLDD population not entering education, employment and training. Within this context, highly focus work will need to continue to ensure we maintain and improve by 1% the target set.

Children & Young People's Plan Performance Report - Position as of Quarter 4 2011/12

MISSING DATA

CS150: % of pupils achieving at least a bronze medal through 'Live and Learn Like a Champion'

Owner: Paul Snook

Polarity: Bigger is Better

Unit: %

| | 30/04/11 | 31/05/11 | 30/06/11 | 31/07/11 | 31/08/11 | 30/09/11 | 31/10/11 | 30/11/11 | 31/12/11 | 31/01/12 | 29/02/12 | 31/03/12 |
|--------|----------|----------|----------|----------|----------|----------|----------|----------|----------|----------|----------|----------|
| Actual | | | | | | | | | | | | |
| Target | | | | | | | | | | | | 40 |
| Symbol | | | | | | | | | | | | ? |

No Comments Available

-

CS151: % of pupils achieving at least a silver medal through 'Live and Learn Like a Champion'

Owner: Paul Snook

Polarity: Bigger is Better

Unit: %

| | 30/04/11 | 31/05/11 | 30/06/11 | 31/07/11 | 31/08/11 | 30/09/11 | 31/10/11 | 30/11/11 | 31/12/11 | 31/01/12 | 29/02/12 | 31/03/12 |
|--------|----------|----------|----------|----------|----------|----------|----------|----------|----------|----------|----------|----------|
| Actual | | | | | | | | | | | | |
| Target | | | | | | | | | | | | 20 |
| Symbol | | | | | | | | | | | | ? |

No Comments Available

-

Children & Young People's Plan Performance Report - Position as of Quarter 4 2011/12

CS152: % of pupils achieving a gold medal through 'Live and Learn Like a Champion'

Owner: Paul Snook

Polarity: Bigger is Better

Unit: %

| | 30/04/11 | 31/05/11 | 30/06/11 | 31/07/11 | 31/08/11 | 30/09/11 | 31/10/11 | 30/11/11 | 31/12/11 | 31/01/12 | 29/02/12 | 31/03/12 |
|--------|----------|----------|----------|----------|----------|----------|----------|----------|----------|----------|----------|----------|
| Actual | | | | | | | | | | | | |
| Target | | | | | | | | | | | | 10 |
| Symbol | | | | | | | | | | | | ? |

No Comments Available

-

CS155: No. CYP accessing at least one arts/music activity offered by LCC/LSIS

Owner: Paul Snook

Polarity: Bigger is Better

Unit: Number

| | 30/04/11 | 31/05/11 | 30/06/11 | 31/07/11 | 31/08/11 | 30/09/11 | 31/10/11 | 30/11/11 | 31/12/11 | 31/01/12 | 29/02/12 | 31/03/12 |
|--------|----------|----------|----------|----------|----------|----------|----------|----------|----------|----------|----------|----------|
| Actual | | | | | | | | | | | | |
| Target | | | | | | | | 11,500 | | | | |
| Symbol | | | | | | | | ? | | | | |

No Comments Available

-

Children & Young People's Plan Performance Report - Position as of Quarter 4 2011/12

Health





RED DIAMOND

CS117: % 16-19 teenage mothers in EET

Owner: Sue Fletcher

Polarity: Bigger is Better

Unit: %

| | 30/04/11 | 31/05/11 | 30/06/11 | 31/07/11 | 31/08/11 | 30/09/11 | 31/10/11 | 30/11/11 | 31/12/11 | 31/01/12 | 29/02/12 | 31/03/12 |
|---------------|----------|----------|---|----------|----------|---|----------|----------|---|----------|----------|---|
| Actual | | | 28.5 | | | 29.25 | | | 19.4 | | | 18.1 |
| Target | | | 30 | | | 30 | | | 30 | | | 30 |
| Symbol | | |  | | |  | | |  | | |  |

Latest Comment(s):

Comment Author: Marie Jarrett - Comment Subject: Head of Service Commentary

As well as re-establishing systems to identify young mothers (and those at risk of becoming pregnant) early on and give them the ongoing, holistic support they need the latest figures indicate that there are a higher percentage of teenage parents with a situation unknown. The percentage of young parents with a situation unknown has risen steadily over the past year and they now outnumber any other group. This may be due to recent changes in the workforce or a shift in emphasis in targeting teenage parents. It is recommended that improved recording on the Aspire data base to reflect a change in circumstance for a young person in relation to pregnancy and parenting would reduce the number of young parents with a situation unknown and reflect more accurately the number of young mothers actually engaged in Education, Employment and Training.

Children & Young People's Plan Performance Report - Position as of Quarter 4 2011/12

GREEN PLUS

CS148: Under 18 conception rate

Owner: NHS

Polarity: Smaller is Better

Unit:

| | 30/04/11 | 31/05/11 | 30/06/11 | 31/07/11 | 31/08/11 | 30/09/11 | 31/10/11 | 30/11/11 | 31/12/11 | 31/01/12 | 29/02/12 | 31/03/12 |
|---------------|----------|----------|----------|----------|----------|----------|----------|----------|---|----------|----------|----------|
| Actual | | | | | | | | | 34.4 | | | |
| Target | | | | | | | | | 36 | | | |
| Symbol | | | | | | | | |  | | | |

Latest Comment(s):

Comment Author: Andy Fox - Comment Subject: Data Entry Officer Commentary

Please note figure of 34.4 published in Feb 2012 relates to 2010. Data is released with an approx 2 year lag for this indicator. Nonetheless this is the most up-to-date data available. Plotted against the 2010 target of 25.0 performance is worse than target; however, these targets have been recognised by the Dept. of Health as unobtainable. "Recovery" targets have been agreed for 2012 onwards, and in this case performance (using 2010 data) is already better than the expected level when 2012 data is available. Thus it makes sense to compare performance for this indicator to the 2012 target at present.

Comment Author: Marie Jarrett - Comment Subject: Head of Service Commentary

The 31.3% decrease in Lincolnshire continues to out perform figures at both National and Regional level. The figures are the lowest in England for over 40 years.

This success highlights the dedicated work of professionals both in the teenage pregnancy team and partnership agencies.

The Lincolnshire tackling teenage pregnancy team remain dedicated in delivering a wide range of initiatives to continue to meet the challenge in reducing unplanned teenage pregnancy. Evidence shows that comprehensive education about relationships and sex (SRE), combined with easy access to effective contraception are just two of the essential ingredients for reducing teenage pregnancy. Targeted work in partnership with a range of services - health, education, social care; youth support services and the voluntary sector to prevent unplanned pregnancy remains a key focus.

Children & Young People's Plan Performance Report - Position as of Quarter 4 2011/12

BLUE CIRCLE

NI053i Percentage of infants being breastfed at 6-8 weeks (breastfeeding prevalence)

CBP CYP

Owner: NHS

Polarity: Bigger is Better

Unit: %



| | 30/04/11 | 31/05/11 | 30/06/11 | 31/07/11 | 31/08/11 | 30/09/11 | 31/10/11 | 30/11/11 | 31/12/11 | 31/01/12 | 29/02/12 | 31/03/12 |
|---------------|----------|----------|----------|----------|----------|----------|----------|----------|----------|----------|----------|----------|
| Actual | | | 42.3 | | | 38.2 | | | 40.8 | | | 39.9 |
| Target | | | 40.4 | | | 40.4 | | | 40.4 | | | 40.4 |
| Symbol | | | | | | | | | | | | |

Latest Comment(s):

Comment Author: Andy Fox - Comment Subject: Provisional data Commentary

The Q4 figure of 39.9 relates to the financial year up to and including February - March's results are not yet available. Thus these results are provisional and subject to further revision. Nonetheless this performance is close to the revised Public Health target of 40.4

Children & Young People's Plan Performance Report - Position as of Quarter 4 2011/12

MISSING DATA

NI070 Hospital admissions caused by unintentional and deliberate injuries to CYP

Owner: NHS

Polarity: Smaller is Better

Unit: Rate per 10000

CBP



CYPP



| | 30/04/11 | 31/05/11 | 30/06/11 | 31/07/11 | 31/08/11 | 30/09/11 | 31/10/11 | 30/11/11 | 31/12/11 | 31/01/12 | 29/02/12 | 31/03/12 |
|--------|----------|----------|----------|----------|----------|----------|----------|----------|----------|----------|----------|----------|
| Actual | | | 39.6 | | | | | | | | | |
| Target | | | 33.7 | | | 67.4 | | | 101.1 | | | 134.8 |
| Symbol | | | | | | | | | | | | |

No Comments Available

-

NI126 Early access for women to maternity services

Owner: NHS

Polarity: Bigger is Better

Unit: %

CBP



| | 30/04/11 | 31/05/11 | 30/06/11 | 31/07/11 | 31/08/11 | 30/09/11 | 31/10/11 | 30/11/11 | 31/12/11 | 31/01/12 | 29/02/12 | 31/03/12 |
|--------|----------|----------|----------|----------|----------|----------|----------|----------|----------|----------|----------|----------|
| Actual | | | 89.7 | | | 91.4 | | | 90.2 | | | |
| Target | | | 90.4 | | | 90.4 | | | 90.4 | | | 90.4 |
| Symbol | | | | | | | | | | | | |

No Comments Available

-

Children & Young People's Plan Performance Report - Position as of Quarter 4 2011/12

Stuart Carlton

MISSING DATA

CS158: The number of young people engaged in the National Citizen Service

CYPP

Owner: Sal Thirlway

Polarity: Bigger is Better

Unit: Number



| | 30/04/11 | 31/05/11 | 30/06/11 | 31/07/11 | 31/08/11 | 30/09/11 | 31/10/11 | 30/11/11 | 31/12/11 | 31/01/12 | 29/02/12 | 31/03/12 |
|---------------|----------|----------|----------|----------|----------|----------|----------|----------|----------|----------|----------|----------|
| Actual | | | | | | | | | | | | |
| Target | | | | | | | | | | | | 500 |
| Symbol | | | | | | | | | | | | ? |

No Comments Available

-

Children & Young People's Plan Performance Report - Position as of Quarter 4 2011/12

Janice Spencer





RED DIAMOND

CS108: % LAC (> 20 days) with a PEP

Owner: Karen Bailey

Polarity: Bigger is Better

Unit: %

| | 30/04/11 | 31/05/11 | 30/06/11 | 31/07/11 | 31/08/11 | 30/09/11 | 31/10/11 | 30/11/11 | 31/12/11 | 31/01/12 | 29/02/12 | 31/03/12 |
|---------------|----------|----------|---|----------|----------|---|----------|----------|---|----------|----------|---|
| Actual | | | 93.53 | | | 82.94 | | | 92.13 | | | 95.18 |
| Target | | | 98 | | | 98 | | | 98 | | | 98 |
| Symbol | | |  | | |  | | |  | | |  |

Latest Comment(s):

Comment Author: Karen Bailey - Comment Subject: Head of Service Commentary





Performance is currently less than 2% below target. This equates to 15/311 young people not having a valid PEP on 1/4/2012. LACES vigorously chase all ePEP errors every month. Over the last year the highest recorded rate was 95.78% (Feb 2012) and the average was 91.78%. LACES now complete the initial PEP for all new into care to ease pressure on the FAST social workers. This is having a positive impact on the target figure and quality of the PEP.

CS143: Ratio of active TAC cases to open social care referrals

Owner: John Harris

Polarity: Bigger is Better

Unit: Number

| | 30/04/11 | 31/05/11 | 30/06/11 | 31/07/11 | 31/08/11 | 30/09/11 | 31/10/11 | 30/11/11 | 31/12/11 | 31/01/12 | 29/02/12 | 31/03/12 |
|---------------|----------|----------|---|----------|----------|---|----------|----------|---|----------|----------|---|
| Actual | | | 0.5 | | | 0.4 | | | 0.48 | | | 0.32 |
| Target | | | 1.8 | | | 1.8 | | | 1.8 | | | 1.8 |
| Symbol | | |  | | |  | | |  | | |  |

Latest Comment(s):

Comment Author: Andy Fox - Comment Subject: Data Entry Officer Commentary

It has been recognised by DMT that this Performance Indicator is problematic for performance management, and thus this indicator will no longer be used to target increased performance.

Children & Young People's Plan Performance Report - Position as of Quarter 4 2011/12

GREEN PLUS

2023SC: No. subject to a CPP per 10,000 population <18

Owner: Roz Cordy

Polarity: Smaller is Better

Unit: Number per 10,000

CBP



CYPP



| | 30/04/11 | 31/05/11 | 30/06/11 | 31/07/11 | 31/08/11 | 30/09/11 | 31/10/11 | 30/11/11 | 31/12/11 | 31/01/12 | 29/02/12 | 31/03/12 |
|---------------|----------|----------|----------|----------|----------|----------|----------|----------|----------|----------|----------|----------|
| Actual | | | 20.91 | | | 23.49 | | | 20.76 | | | 17.44 |
| Target | | | 19 | | | 19 | | | 19 | | | 19 |
| Symbol | | | | | | | | | | | | |

Latest Comment(s):

Comment Author: Andy Fox - Comment Subject: How we performed in 2011/12 Commentary

Our target was 19 children subject to a Child Protection Plan per 10,000 under 18s, and we achieved 17.44, which was better than our target.

Comment Author: Andy Fox - Comment Subject: Our Plans for 2012/13 Commentary

In 2012/13 monitoring will take place with teams to ensure that cases have the correct status.

Comment Author: Roz Cordy - Comment Subject: Head of Service Commentary

There has been a reduction in the number of children on CP plans, there is some correlation between this and the increase in LAC numbers as a number of children who have recently come into care were previously on a cp plan. Once they become looked after the plan is removed. Monitoring will take place with teams to ensure that cases have the correct status.

Children & Young People's Plan Performance Report - Position as of Quarter 4 2011/12

CS146: The percentage of LAC with up-to-date routine immunisations

CYPP

Owner: Tara Jones

Polarity: Bigger is Better

Unit:



| | 30/04/11 | 31/05/11 | 30/06/11 | 31/07/11 | 31/08/11 | 30/09/11 | 31/10/11 | 30/11/11 | 31/12/11 | 31/01/12 | 29/02/12 | 31/03/12 |
|---------------|----------|----------|----------|----------|----------|----------|----------|----------|----------|----------|----------|----------|
| Actual | | | 65.7 | | | 90.2 | | | 89.1 | | | 97.8 |
| Target | | | 95 | | | 95 | | | 95 | | | 95 |
| Symbol | | | ◆ | | | ◆ | | | ◆ | | | + |

Latest Comment(s):

Comment Author: Tara Jones - Comment Subject: Head of Service Commentary

Performance is better than expected. This is due to an increased focus upon performance data within the service and ensuring that immunisations are recorded in ICS.

Children & Young People's Plan Performance Report - Position as of Quarter 4 2011/12

BLUE CIRCLE

2042SC: LAC per 10,000 population aged under 18

CBP

Owner: Roz Cordy

Polarity: Smaller is Better

Unit: Number per 10,000



| | 30/04/11 | 31/05/11 | 30/06/11 | 31/07/11 | 31/08/11 | 30/09/11 | 31/10/11 | 30/11/11 | 31/12/11 | 31/01/12 | 29/02/12 | 31/03/12 |
|---------------|----------|----------|----------|----------|----------|----------|----------|----------|----------|----------|----------|----------|
| Actual | | | 35.27 | | | 34.48 | | | 35.63 | | | 35.89 |
| Target | | | 36 | | | 36 | | | 36 | | | 36 |
| Symbol | | | + | | | + | | | ● | | | ● |

Latest Comment(s):

Comment Author: Andy Fox - Comment Subject: How we performed in 2011/12 Commentary

Our target was 36 looked-after-children per 10,000 under 18s, and we achieved 35.89, which was better than our target.

Comment Author: Andy Fox - Comment Subject: Our Plans for 2012/13 Commentary

This was on target in 2011/12 and performance will continue to be closely monitored by Heads of Service in 2012/13 to ensure this continues.

Comment Author: Roz Cordy - Comment Subject: Head of Service Commentary

This is currently on target but there have been recent increases in the number of children becoming looked after. However this is closely monitored by HOS.

Children & Young People's Plan Performance Report - Position as of Quarter 4 2011/12

CS145: the percentage of LAC with an up-to-date dental check

CYPP

Owner: Tara Jones

Polarity: Bigger is Better

Unit:



| | 30/04/11 | 31/05/11 | 30/06/11 | 31/07/11 | 31/08/11 | 30/09/11 | 31/10/11 | 30/11/11 | 31/12/11 | 31/01/12 | 29/02/12 | 31/03/12 |
|---------------|----------|----------|----------|----------|----------|----------|----------|----------|----------|----------|----------|----------|
| Actual | | | 82.3 | | | 88.5 | | | 87.9 | | | 95.2 |
| Target | | | 95 | | | 95 | | | 95 | | | 95 |
| Symbol | | | ◆ | | | ◆ | | | ◆ | | | ● |

No Comments Available

-

Children & Young People's Plan Performance Report - Position as of Quarter 4 2011/12

Meredith Teasdale

RED DIAMOND

CS119: % participation in learning for young people with LDD leaving Yr 11

Owner: Sheridan Dodsworth

Polarity: Bigger is Better

Unit: %

| | 30/04/11 | 31/05/11 | 30/06/11 | 31/07/11 | 31/08/11 | 30/09/11 | 31/10/11 | 30/11/11 | 31/12/11 | 31/01/12 | 29/02/12 | 31/03/12 |
|---------------|----------|----------|----------|----------|----------|----------|----------|----------|---|----------|----------|----------|
| Actual | | | | | | | | | 80.4 | | | |
| Target | | | | | | | | | 95 | | | |
| Symbol | | | | | | | | |  | | | |

Latest Comment(s):

Comment Author: Meredith Teasdale - Comment Subject: Head of Service Commentary

Although the target has not been met this quarter the percentage is high in comparison to the peer data. Work continues to take place to ensure that there are appropriate opportunities for young people, predominantly led by CfBT through the Post 16 Learners with Learning Difficulties and /or Disabilities Strategic Planning Group.

Children & Young People's Plan Performance Report - Position as of Quarter 4 2011/12

MISSING DATA

CS157: No. of DWP benefit claimants with one or more dependant child

CYPP

Owner: Justin Hackney

Polarity: Smaller is Better

Unit: Number



| | 30/04/11 | 31/05/11 | 30/06/11 | 31/07/11 | 31/08/11 | 30/09/11 | 31/10/11 | 30/11/11 | 31/12/11 | 31/01/12 | 29/02/12 | 31/03/12 |
|---------------|----------|----------|----------|----------|----------|----------|----------|----------|----------|----------|----------|----------|
| Actual | | | 11,720 | | | 11,780 | | | | | | |
| Target | | | 12,060 | | | 12,060 | | | 12,060 | | | 12,060 |
| Symbol | | | + | | | + | | | ? | | | ? |

No Comments Available

-



Performance Summary



5

Appendix A - Performance Summary

| Measure Name |
|--------------|
| |

| Measure Name |
|---|
| 2015SC,2027SC,2042SC,2023SCd: Population aged 0-17 |
| 2016SCd: No. of referrals |
| 2016SCn: No. of re-referrals |
| 2016SC: % of referrals that are repeats, within 12 mths (QP7.1) |
| 2023SC: No. subject to a CPP per 10,000 population <18 |
| 2042SC: LAC per 10,000 population aged under 18 |
| CS012d: No. of children privately fostered at any time during the year |
| CS012n: No. who have been reviewed within timescales this year |
| CS012: % of privately fostered children visited within required timescales |
| CS014n No. of fixed term exclusions in all schools |
| CS014 Rate of fixed term exclusions |
| CS043d: No. of primary school enrolments |
| CS043n: No. of persistent absentees |
| CS043: Primary School persistent absence rate |
| CS052: % of CwD who participate in their short-term breaks review |
| CS077: % of open referrals to CWD (excl. OT) and Transition Teams that have a transition plan |
| CS105: No. of Statements Issued |
| CS108d: No. of LAC (>20 Days) (CPC9) |
| CS108: % LAC (> 20 days) with a PEP |
| CS108n: No of LAC (>20 days) with a PEP (CPC9) |
| CS116: % 16-18 yrd olds in structured learning |
| CS117: % 16-19 teenage mothers in EET |
| CS118: % 16-19 LDD clients in EET |
| CS119: % participation in learning for young people with LDD leaving Yr 11 |
| CS127d: Number of children with a transition plan |
| CS127n: No. that had their transitional plan in the academic year following their last review |
| CS127: % of CWD who've had a transitional annual review |
| CS136: % of pupils achieving 5 or more A*-G grade GCSEs (or equivalent) including English and Maths |
| CS137: Percentage of pupils achieving the English Baccalaureate at KS4 |
| CS138: Progression by 3 levels in English between KS2 and KS4 |
| CS139: Progression by 3 levels in Maths between KS2 and KS4 |

| Measure ID |
|------------|
| 14,225 |
| 21,634 |
| 21,633 |
| 13,152 |
| 13,165 |
| 13,230 |
| 38,191 |
| 33,969 |
| 33,968 |
| 45,312 |
| 45,304 |
| 45,849 |
| 45,848 |
| 45,847 |
| 83,163 |
| 79,097 |
| 14,338 |
| 83,974 |
| 83,975 |
| 83,973 |
| 35,442 |
| 35,477 |
| 35,478 |
| 28,793 |
| 95,848 |
| 95,849 |
| 36,843 |
| 103,467 |
| 103,518 |
| 103,559 |
| 103,563 |

| Measure Name |
|---|
| CS140: Overall Childcare Sufficiency Score |
| CS141: Children's Centres Targeted Reach Achieved |
| CS143: Ratio of active TAC cases to open social care referrals |
| CS144: The percentage of LAC with an up-to-date health check |
| CS145: the percentage of LAC with an up-to-date dental check |
| CS146: The percentage of LAC with up-to-date routine immunisations |
| CS148: Under 18 conception rate |
| CS150: % of pupils achieving at least a bronze medal through 'Live and Learn Like a Champion' |
| CS151: % of pupils achieving at least a silver medal through 'Live and Learn Like a Champion' |
| CS152: % of pupils achieving a gold medal through 'Live and Learn Like a Champion' |
| CS153d: No. of pupils in years N1-Y11 on roll based on Jan census (inc. Nursery, Special and Acad.) |
| CS153n: No. of pupils engaged in the 'Live and Learn Like a Champion' programme |
| CS153: % of pupils engaged in the 'Live and Learn Like a Champion' programme |
| CS154d: No. of open schools based on Jan 2012 census (including Nursery, Special and Academies) |
| CS154n: No. of schools engaged in the 'Live and Learn Like a Champion' programme |
| CS154: % of schools engaged in the 'Live and Learn Like a Champion' programme |
| CS155: No. CYP accessing at least one arts/music activity offered by LCC/LSIS |
| CS156: Number of full Duke of Edinburgh awards gained |
| CS157: No. of DWP benefit claimants with one or more dependant child |
| CS158: The number of young people engaged in the National Citizen Service |
| CS160: Percentage of 16 to 18 year-olds whose situation is 'unknown' on Aspire |
| CS: Number of Looked after Children |
| CS: Number subject to a Child Protection Plan |
| LNI071: Number of incidents of children being reported missing |
| NI052ii Take up of school lunches (secondary) |
| NI052i Take up of school lunches (primary) |
| NI053i Percentage of infants being breastfed at 6-8 weeks (breastfeeding prevalence) |
| NI055i Percentage of children in Reception with height and weight recorded who are obese |
| NI056i Percentage of children in Year 6 with height and weight recorded who are obese |
| NI059 Percentage of Initial assessments for children's social care carried out < 7 working days |
| NI059Pn No. initial assessments completed within 10 days |
| NI059P Percentage of Initial assessments for children's social care carried out < 10 working days |
| NI060 Percentage core assessments for children's social care carried out < 35 working days |
| NI061 Timeliness and stability of adoption of looked after children |
| NI062 Stability of placements of looked after children: number of moves |

| Measure ID |
|------------|
| 103,564 |
| 103,565 |
| 103,660 |
| 104,942 |
| 104,943 |
| 104,944 |
| 105,052 |
| 105,082 |
| 105,083 |
| 105,084 |
| 105,080 |
| 105,075 |
| 105,085 |
| 105,081 |
| 105,076 |
| 105,086 |
| 105,087 |
| 105,088 |
| 105,252 |
| 107,932 |
| 107,939 |
| 13,077 |
| 14,226 |
| 78,783 |
| 43,309 |
| 43,308 |
| 43,311 |
| 43,314 |
| 43,317 |
| 42,325 |
| 98,559 |
| 98,556 |
| 42,328 |
| 42,331 |
| 42,334 |

| Measure Name |
|--|
| NI063 Stability of placements of looked after children: length of placement |
| NI064 Child protection plans lasting 2 years or more |
| NI065 Children becoming the subject of a Child Protection Plan for a second or subsequent time |
| NI066 Looked after children cases which were reviewed within required timescales |
| NI067 Percentage of child protection cases which were reviewed within required timescales |
| NI068 Percentage of referrals to children's social care going on to initial assessment |
| NI070 Hospital admissions caused by unintentional and deliberate injuries to CYP |
| NI072 At least 78 points across Early Years Foundation Stage with at least 6 in each of the scales |
| NI073 Achievement at level 4 or above in both English and Maths at Key Stage 2 (Threshold) |
| NI075 Achievement of 5 or more A*-C grades at GCSE or equivalent including English and Maths |
| NI079 Achievement of a Level 2 qualification by the age of 19 |
| NI080 Achievement of a Level 3 qualification by the age of 19 |
| NI082 Achievement of a Level 2 qualification by the age of 19 in the Free School Meals Group |
| NI084 Achievement of 2 or more A*-C grades in Science GCSEs or equivalent |
| NI086 Secondary schools judged as having good or outstanding standards of behaviour |
| NI087 Secondary school persistent absence rate |
| NI091 Participation of 17 year-olds in education or training |
| NI092 Narrowing the gap - lowest achieving 20% the Early Yrs Foundation Stage Profile vs the rest |
| NI093 Progression by 2 levels in English between Key Stage 1 and Key Stage 2 |
| NI094 Progression by 2 levels in Maths between Key Stage 1 and Key Stage 2 |
| NI099 Children in care reaching level 4 in English at Key Stage 2 |
| NI100 Looked after children reaching level 4 in mathematics at Key Stage 2 |
| NI101 Looked after children achieving 5 A*-C GCSEs (or equivalent) at KS 4 (with English and Maths) |
| NI102i Achievement gap between pupils eligible for free school meals and their peers (KS2) |
| NI102ii Achievement gap between pupils eligible for free school meals and their peers (KS4) |
| NI104 The SEN/non-SEN gap - achieving Key Stage 2 English and Maths threshold |
| NI105 The SEN/non-SEN gap - achieving 5 A*-C GCSE inc. English and Maths |
| NI106 Young people from low income backgrounds progressing to higher education |
| NI107gic+d %ge point gap at KS2 level 4+ English & Maths -White Gypsy/Roma/Irish Heritage Travellers |
| NI107gie %ge point gap KS2 level 4+ English & Maths - Any Other White Background |
| NI112 Under 18 conception rate |
| NI113ii Prevalence of Chlamydia in under 25 year olds |
| NI113i Percentage of the resident population aged 15-24 accepting a test/screen for chlamydia |
| NI114d School population |
| NI114 Rate of permanent exclusions from school |

| Measure ID |
|------------|
| 42,337 |
| 42,340 |
| 42,343 |
| 42,346 |
| 42,349 |
| 42,352 |
| 42,234 |
| 42,355 |
| 42,358 |
| 42,364 |
| 42,376 |
| 42,379 |
| 42,385 |
| 42,391 |
| 42,395 |
| 42,398 |
| 42,406 |
| 42,409 |
| 42,413 |
| 42,416 |
| 42,431 |
| 42,434 |
| 42,437 |
| 43,324 |
| 43,325 |
| 42,447 |
| 42,448 |
| 42,449 |
| 72,109 |
| 72,110 |
| 42,453 |
| 43,328 |
| 43,327 |
| 42,461 |
| 42,460 |

| Measure ID |
|------------|
| 42,466 |
| 42,477 |
| 42,516 |
| 42,519 |
| 13,130 |
| 13,129 |
| 13,131 |
| 3,040 |
| 13,087 |
| 13,088 |
| 3,041 |
| 13,113 |
| 13,114 |
| 9,258 |
| 107,992 |
| 3,036 |
| 8,741 |
| 8,742 |
| 13,112 |
| 19,982 |
| 24,638 |
| 28,887 |
| 36,841 |
| 42,192 |
| 42,223 |
| 42,227 |
| 42,228 |
| 42,231 |
| 42,238 |
| 42,247 |
| 42,253 |
| 42,256 |
| 42,301 |
| 42,305 |
| 42,308 |

| Measure ID |
|------------|
| 42,316 |
| 42,324 |
| 42,367 |
| 42,373 |
| 42,450 |
| 42,463 |
| 43,306 |
| 43,315 |
| 43,318 |
| 43,373 |
| 43,483 |
| 45,874 |
| 45,881 |
| 45,890 |
| 45,891 |
| 45,892 |
| 45,893 |
| 68,593 |
| 72,151 |
| 78,222 |
| 78,225 |
| 81,055 |
| 81,069 |
| 81,090 |
| 83,774 |
| 89,808 |
| 91,709 |
| 91,711 |
| 91,712 |
| 91,715 |
| 91,718 |
| 105,051 |
| 107,934 |